EISEN BUILDING SYSTEM

PEB & Expanded Metal Mesh



www.eisenbuildingsystems.com

EISEN BROCHURE

Expanded Metals



Building the way you desire

Shape beyond creativity!

HIGH QUALITY STUCTURAL STEEL BUILDING

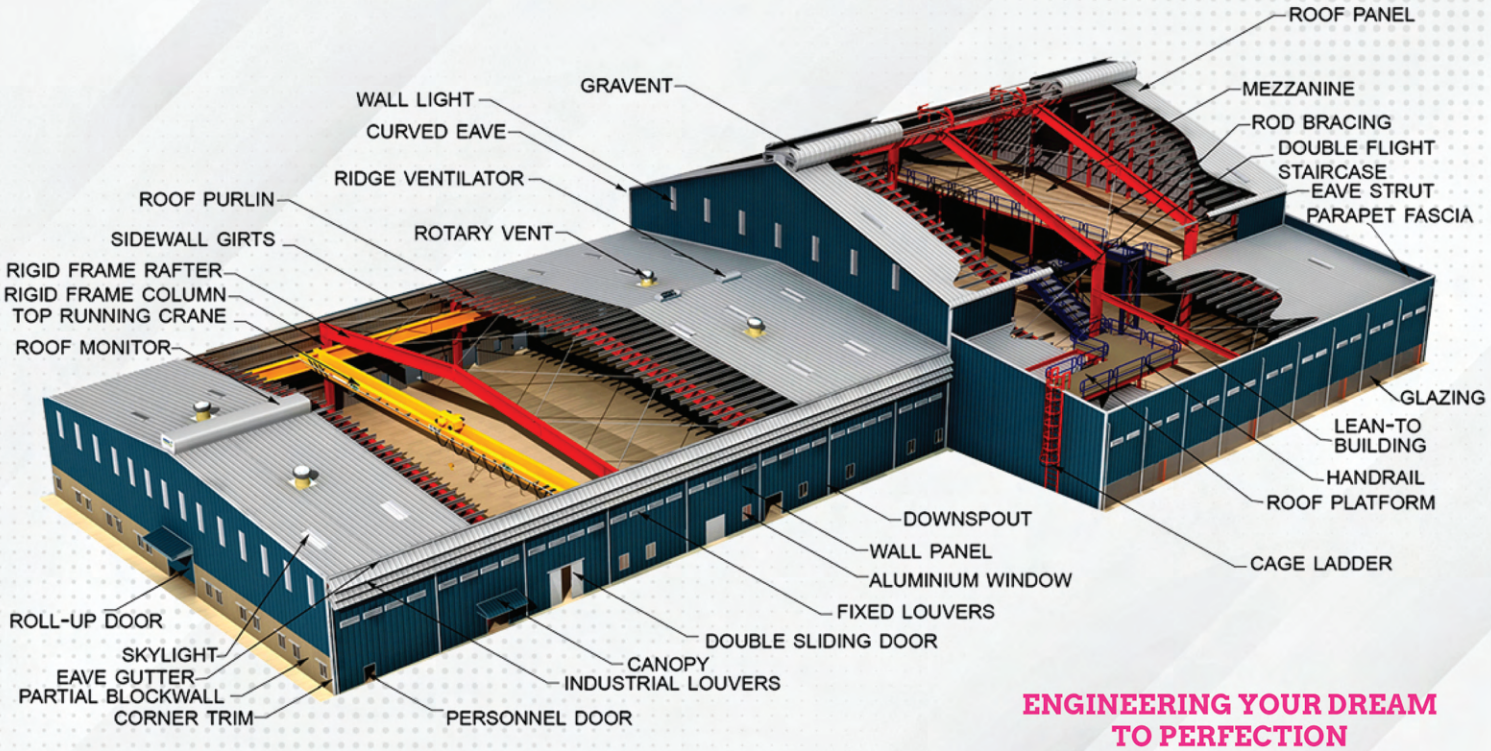

ENGINEERING YOUR DREAM TO PERFECTION

STANDARD MATERIAL SPECIFICATIONS

PRIMARY MEMBERS :

Is a framing shall include the transverse rigid frames, lean-to-rafters and columns, canopy rafters, interior columns (beam and column frames), bearing the same rafters and corner columns and end walls wind columns.

SECONDARY MEMBERS :

Secondary structural framing shall be including purlins, girts, eave struts, wind bracing, base angles, clips, and other miscellaneous structural members.

PHYSICAL SPECIFICATIONS OF STRUCTURAL MEMBERS :

- Members fabricated from plate or bar stock shall have flanges and webs joined on one side of the webs by the continuous welding process and will conform to the physical specifications of ASTM A570 (Grade 50) or equivalent or having a minimum yield strength of 50,000 P.S.I (345 MPa).
- Members fabricated by the cold forming process shall conform to the physical specification of ASTM A570 (Grade 50) or equivalent or having a minimum yield strength of 50,000 P.S.I (345 MPa).
- Members fabricated from hot-rolled structural shapes conform to the physical specification of ASTM A572 (Grade 36) or equivalent or having a minimum yield strength of 36,000 P.S.I (250 MPa).
- Rods and Angle bracings shall conform to the physical specification of ASTM A36 or equivalent having a minimum yield strength of 36,000 P.S.I (250 MPa)

PAINT ON STRUCTURAL MEMBERS :

All Structural members shall be cleaned by wire brushing to remove dirt, grease, oil and loose mill scale and given one shop coat of red oxide. The finish paint touch up shall be 30 to 50 microns done at the factory/site. Sand Blasting and special protective coating is an option at client's discretion.

CONNECTIONS :

- All field connections shall be bolted (unless otherwise specified in the approval drawings)
- Primary bolted connections shall be furnished with high strength bolts conforming to the physical specifications of ASTM A325 (or equivalent)
- Secondary bolted connections shall be furnished with machine bolt conforming to the physical specifications of ASTM A307 (or equivalent)

ROOF & WALL SHEETING / FLASHING AND TRIM :

A Standard supply of material for Roof Sheets and for wall Claddings it is Colour coated or Galvalume.
Accessories shall be made from either Bare Galvalume or Color Coated Galvalume as per agreement with the client.

SHEETING FASTENERS | SEALER / ROPE SEAL | ANCHOR BOLTS AND TEMPLATES :

- The standard fastener shall be no. 14, Type A self-tapping sheet metal screws with neoprene washers.
- Shall be applied wherever necessary.
- Anchor bolts will be black finished of appropriate diameter and length as per design requirements. Templates will be fabricated at the factory of dimensions matching the column base plate(s)

APPLICATION OF PEB :

1. Factories
2. Warehouses
3. Sports Halls (Indoor and Outdoor)
4. Aircraft Hangers
5. Supermarkets
6. Workshops
7. Office Buildings
8. Petrol Pumps/Service Buildings
9. Schools
10. Community centres

ADVANTAGES OF PEB :

1. Reduction in Construction Time
2. Lower Cost
3. Flexibility of Expansion
4. Larger Spans
5. Quality Control
6. Low Maintenance
7. Energy-Efficient Roofing and Wall Systems
8. Architectural Versatility
9. Single Source Availability

Projects






Project : T - Begur
Type of Structure: Warehouse
Area: 60000 Sft
Detail: 120'x 500' Center Height 37' with 10 EOT Crane Capacity for 2 Bays




Project : Ravi Mansion
Location: Kasturinagar
Type of Structure: Residential - Multistory
Area: 5000 Sft
Detail: Length - 30' x width 40' Clear Height 11' G+4, provision with lift Structure .





Project : Restaurant
Location: BDA Banashankari
Type of Structure: Multistory Building (G+3)
Area: 6000 Sft
Detail: Length - 55' x width 35' Clear Height - 12' with Puf Roof.






Project : Kolar
Type of Structure: Comercial Building
Area: 12000 Sft
Detail: Mezzanine floor with Puf Roof Structure, Floor Height 12' on existing G+3 Building with an unique design for cantilever for 6 Mtr Length and provision with light roof strucure for Solar panel.







Project : Savi Nutrition
Location: Shetty Halli, Magadi
Type of Structure: Industrial Shed
Area: 7000 Sft
Detail: Length - 140' x width 50' Clear Height - 35'.









Project : Om Industries
Location: Tiptur
Type of Structure: Industrial Shed with Mezzinine Floor
Area: 10000 Sft
100' x 60', Clear Height 30' Mezzanine Floor 4000 Sft with 12' Clear Height.

Expanded Metals



Product Code	SD	SWM	LWM
E - 001	10	45	80



Product Code	SD	SWM	LWM
E - 002	4	12	30



Product Code	SD	SWM	LWM
E - 003	4	8	28



Product Code	SD	SWM	LWM
E - 004	20	80	180



Product Code	SD	SWM	LWM
E - 005	10	18	40



Product Code	SD	SWM	LWM
E - 006	10	92	180



Product Code	SD	SWM	LWM
E - 007	8	12	28



Product Code	SD	SWM	LWM
E - 008	4	15	30



Product Code	SD	SWM	LWM
E - 009	15	30	90



Product Code	SD	SWM	LWM
E - 010	4	8	22



Product Code	SD	SWM	LWM
E - 011	4	25	50



Product Code	SD	SWM	LWM
E - 012	15	15	55



Product Code	SD	SWM	LWM
E - 013	10	15	30



Product Code	SD	SWM	LWM
E - 014	4	10	40



Product Code	SD	SWM	LWM
E - 015	10	50	90



Product Code	SD	SWM	LWM
E - 016	25	40	200



Product Code	SD	SWM	LWM
E - 017	20	25	100



Product Code	SD	SWM	LWM
E - 018	10	15	65



Product Code	SD	SWM	LWM
E - 019	15	20	55



Product Code	SD	SWM	LWM
E - 020	10	12	85

HOW TO ORDER EXPANDED METAL

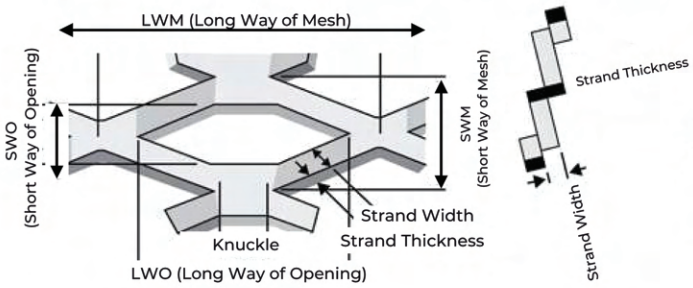

Expanded Metal

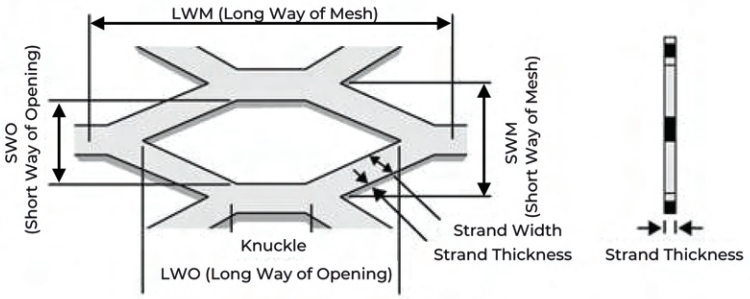

Flattened Expanded Metal

LWM: The distance from a point on a knuckle to a corresponding point on the following knuckle measured across the Long Way. This distance is also sometimes referred to as ''pitch'' LWM.

SWM: The distance from a point on a knuckle to a corresponding point on the following knuckle measured across the Short Way. This distance is also sometimes referred to as ''pitch'' SWM.

LWO: Long Way of Opening, the distance measured from the inside of the knuckle across to the inside of the knuckle LWO.

SWO: Short Way of Opening, the distance measured from the inside of the knuckle across to the inside of the knuckle SWO.

KNUCKLE: The intersection of two strands and it is always the width of two strands.

OVERALL THICKNESS: The actual measurement of the thickness of the mesh measured at the knuckle. (Strand Thickness)

OPEN AREA: The percentage of open area given is approximate. For meshes of the conventional type with strands inclined from the plane of the sheet, two - Figures are shown:
1. For normal incidence i.e. when viewed with the sheet held at right angles to the line of vision.
2. For maximum incidence i.e. when viewed with the sheet slanting so that the thickness of strand is parallel to the line of vision, thus presenting a greater free area. For flattened meshes the normal incidence figure only is applicable.

GUILLOTINING: An operation carried out after expanding to cut expanded sheets exactly to size (within the guillotining tolerance). Shearing may leave ''Stags'' on a mesh.

STAG ENDS: Incomplete strands existing beyond the joints of a mesh either LWD, SWD or both.
Our Expertise in expanded metal Meshes from 0.5mm to 5 mm thick, the most versatile and economical expanded metal Meshes product, is made from the sheets or coils of mild steel, aluminium, etc., which are uniformly slit and stretched, forming a different pattern of openings in the finished sheet for example Diamond, Hexagonal, etc.,

FEATURES | APPLICATIONS :

These sheets boast several notable attributes. They offer structural integrity, making them perfect for applications requiring strength. The diamond pattern allows for excellent ventilation and light diffusion, aiding applications that demand airflow or soft lighting. Additionally, the textured surface provides an anti-slip quality, ensuring safety. These sheets are easily customizable in terms of patterns and sizes, facilitating various design needs. Moreover, their cost-effectiveness stems from their efficient use of materials and long-lasting nature.

Expanded metal sheets find applications across diverse sectors.

ARCHITECTURE :

1. Suspended Ceiling
2. Curtain Wall Cladding
3. Interior Decoration
4. Security
5. Ventilation
6. Guards and window Protection
7. Screens and Flooring

INDUSTRIES :

1. Walkways
2. Machine Guards
3. Storage Solutions
4. Filtration Systems
5. Vehicle Grilles
6. Floorings
7. Railings

HVAC systems benefit from their presence in diffusers and ventilation covers. From safety barriers to artistic sculptures, these sheets find their way into security, art, and beyond.

THE FOLLOWING INFORMATION SHOULD ALWAYS BE INCLUDED WHEN PLACING AN EXPANDED METAL ORDER :

1. Specify the number of pieces wanted.
2. Specify the nominal dimension of the diamond SWD.
3. Specify whether standard of flattened.
4. Specify the type of metal wanted.
Example: carbon steel, stainless stell, aluminium, etc.
5. Specify the size sheet wanted. Example: 4' SWD X 8' LWD
















ENTRATA
ENTRATA






FIT
BOX











BOWL



Pre - Engineered
BUILDING



Expanded
Metals







Follow Us on

EISEN BUILDING SYSTEMS
Building the way you desire

524 , sy no 2/2, 1st Cross Rd, opp. Ambika Choultry, Harsha Layout, Kengeri, Bangalore Karnataka 560 060

E-mail : eisenbuildingsystems@gmail.com

CONTACT :

+91 96060 23834 | +91 96060 23835 | +91 96060 23836